



CUT – TO SIZE FABRICATION FACILITY

CHARIOT INTERNATIONAL PVT. LTD.

a knack for making fortunate discoveries...

the only Indian fabrication facility concentrated on world class cut-to-size projects

anything and everything stone...

Chariot International Factory

No.97, Chudagondanahalli Village,
Malur-Hosur Main Road, Malur Taluk,
Kolar District– 563130 INDIA.

Tel#: +91 81 522-88-900 UNTIL 908

info@chariotinternational.com

Table of Contents

Production Facility 1

Processing2-6

Completed & Ongoing Projects 7

Inspection Procedures 8

Packing & Loading 9



DETAILING PRECISION EXECUTION TIMING

The Purpose and Benefit Of The Fabrication Facility

“Cut virtually any material, from modern natural stones to highly engineered materials”

With the newly developed world class fabrication facility our purpose is dedicated to efficiently execute cut-to-size projects meticulously and under an expedited timeframes (**1 CONTAINER PER DAY**).

Getting Started

We strive to achieve each customer’s requirement by understanding their own goals and correspondingly incorporating them with our experience and expertise.

Undertaking vast and large scale projects in the past, the **four** latest additions of (**GMM’S BRIO CN2 BRIDGE SAW, GMM TORO 62 EDGE POLISHER & FLOW’S MACH 300 WATER-JET**), will provide us with eased increased productivity and capacity.

Moreover, it will contribute to an extended support in delivering **precise finished goods** to a fine degree, all the while ensuring **Cost Effective** options.

Throughout the process, our team will assist you in every direction, from our **TWENTY MEMBER POLISHING TEAM** o our on the ground **PRODUCTION OPERATORS** and **FOUR IN HOUSE CAD ENGINEERS** (Creation/ Conversions of CAD PDF Files/Templates) – all leading to an automatic feed to the machines.

EVERY POINT IS MONTORED AND ASSESED TO PERFECTION

GMM BRIO 35 CN2 BRIDGE SAW



FLOW MACH 300 WATERJET

CHARIOT
INTERNATIONAL

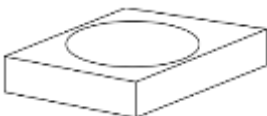
Processing

GMM BRIO 35 CN2

- 1 CONTAINER PER DAY
- AUTOMATIZED CAD SMART PROGRAMMING
- MAXIMIZES PRODUCTIVITY SPEED
- HIGH PRECISION (Brushless Motors, Encoders, Ball Bearing Movement, Tight Gearboxes and Interpolated Axis)
- PAC60 5 AXIS HEAD WITH ANGLE UP TO +/- 60° WITH CONTINUOUS ROTATION
- THICKNESS / ANGLE TOLERANCE READER
- HYDRAULIC TILTING TABLE
- MINIMAL MAINTANCE

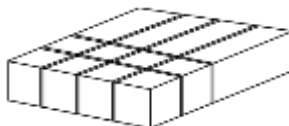


INCLINED CUTS/ MITRE



2

SINGLE-MULTIPLE -
ORTHOGONAL CUTS



CIRCUMFERENCE / ARCHS



Technical Specifications

DESCRIPTION	UM	VALUE
Cutting stroke of the blade (x axis)	mm	3500
Maximum bridge translation (y axis)	mm	2500
Maximum vertical travel of the blade (z axis)	mm	320
Max angle of tilt head (r axis)	°	0÷45°-0°÷90°*
Maximum blade rotation (w axis)	°	0°÷370°
Maximum blade diameter	mm	625
Blade hole diameter	mm	50-60*
Blade locking flange diameter	mm	213
Maximum cutting depth	mm	205
Table dimension	mm	2000x3500*
Max tilting capacity (only top)	kg	1500
Power of the blade motor	kW	13 (S 6)
Blade speed at 50 hz (60hz)	rpm	800÷4300-6000*
Variable cutting and return speeds	m/min	0÷24



Processing

FLOW MACH 300 WATERJET

- AUTOMATED INTERFACE PROGRAMMING
- RAPID SPEED UP TO - 472 in/min
- LINEAR ACCURACY - ± 0.0021 in/3 ft
- RELIABILITY & REPEATABILITY - 0.0014 in
- NO HEAT STRESS ON MATERIAL
- SATIN SMOOTH EDGES
- 150 PIECES IN 8 HOUR SHIFT



Waterjet.mp4

State-of-the-art Cutting Technology

From 2D to multi-axis cutting, Flow technology provides the highest accuracy, fastest cut part.



Conventional Waterjet

Uses pure water or garnet abrasive to cut virtually any soft or hard material.



Dynamic Waterjet®

Up to 4x faster and more accurate cutting. Head tilts automatically eliminating stream lag and taper for flat stock cutting.



Dynamic Waterjet® XD

The accuracy and speed of Dynamic Waterjet brought to the 3D world.

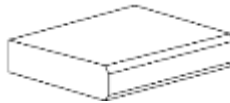
Processing

GMM TORO 62 EDGE POLISHER

- CAPACITY 1 – CONTAINER PER DAY
- EXTENSIVE SPINDLES FOR MULTIPLE MOVEMENTS
- MULTI-FUNCTION CALIBRATORS
- RELIABILITY & REPEATABILITY
- HYDRAULIC OSCILLATING BAR – MULTIPLE PROFILES
- PROGRAMMING TO CUSTOMER REQUIREMENT



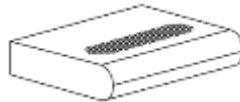
Finish Options



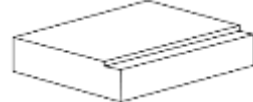
BEVELLING



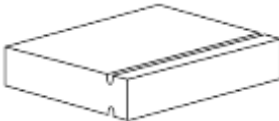
BULL NOSE



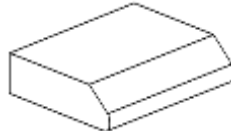
BUSH HAMMER



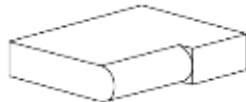
CALIBRATING



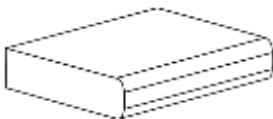
WATER GROVE



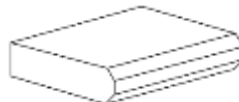
MIDDLE PROFILE



PARTIAL FLAT /
BULL NOSE



ROUND CHAMFER



MIDDLE PROFILE

Technical Specifications

DESCRIPTION	UM	VALUE
Bull nose spindles	n	8
Total hydraulic motors power	hp	29
Oscillating bar driven by	n	2 synchronized brushless motors
Calibrating / Drip cut / Shaping unit	n	1* in the entrance
Precut / Bevel spindles	n	2
Standard bevels	n	2
Additional bevel spindles	n	2* (version 66)
Separated drip cut	n	1
Multifunctional unit	n	1*
Min/max working thickness	mm	20+100
Min working width	mm	150 - 120 (flat edge)
Grinding wheels diameter	mm	130+150
Productivity	Level	Very high
Approximate weight	kg	7000
Overall dimension (bpxhx)	m	7.4x2.1x2.0



The pure speed and precision of the **GMM TORO 62 EDGE POLISHER**, will allow our facility to execute extensive options to meet our customer's requirements

The pictures on this page exhibit flat edge polishing, lamination and butt-joints, all in one.



Edge Polisher
Operational.mp4



ONGOING / COMPLETED PROJECTS

COMPLETED PROJECTS & CAPABILITIES:

- HIGH RISES
- MULTI-FAMILY UNITS
- INDIVIDUAL RESIDENCES
- COMMERCIAL SPACES
- HOTELS
- HOSPITALS

ONGOING PROJECTS:

- 6 – MULTIPLE FAMILY UNITS (ENGINEERED QUARTZ) – U.S.A.
- 2 – COMMERCIAL SPACES – FLOORING, STEPS AND RISERS, WINDOWSILLS (GRANITE)
- 1 HOSPITAL FAÇADE (GRANITE)

*WINDOWSILLS
STEPS
RISERS
FLOORING
COUNTERS
FAÇADE
PAVING
MONUMENTS
CARVINGS
AND MANY MORE...*



INSPECTION PROCEDURES



LOOKING AT ALL ANGLES

METICULOUS DETAILING
THOROUGH CHECKLISTS
EVERY INTERVAL CROSS CHECKS /
SEGREGATIONS / MATCHING SEAMS / TONES
/ TOLERANCES/ LEVELING / RGT ANGLE /
CALIBRATION /



WINDOWSILLS
STEPS
RISERS
FLOORING
COUNTERS
FAÇADE
PAVING
MONUMENTS
CARVINGS
AND MANY MORE...



PACKING & LOADING

Nudging a Box into Position

- SEGRGATED
- EACH PIECE LABELLED
- EACH CRATE LABELLED
- PINE WOOD
- EPS FOAM
- THERMOCAL ALL SIDES
- PLASTIC WRAP IN BETWEEN EACH PIECE
- STRAPPED INSIDE AND OUTSIDE
- APPROPRIATE SPACING



- SPACED APPROPRIATELY
- LASHED
- MAXIMMIZED WEIGHTING

PACKING & LOADING

STRAPPED AND LOADED IN CONTAINER



CRATE LABELED



APPROPRIATELY
SPACED AND
STACKED




MAXIMIZED
WEIGHTING



LASHED &
SECURED





**CONTACT US FOR YOUR REQUIREMENTS
& LET US SHOW YOU HOW WE DELIVER
TO YOUR IDEA & EXPECTATIONS**

Chariot International Factory

No.97, Chudagondanahalli Village,
Malur-Hosur Main Road, Malur Taluk,
TEL#: +91-81-522-88-900 UNTIL 908
info@chariotinternational.com

CHARIOT
INTERNATIONAL